

## How to upgrade firmware for MJPG outdoor waterproof cameras

Suitable for MJPG camera: FI8903W, FI8904W, FI8905W, FI8906W, FI8905E.

### Note:

Please check the model number before upgrading.

The firmware 11.15.2.xx **cannot** upgrade to this version.

The firmware 11.25.2.xx **cannot** upgrade to this version.

The firmware 11.35.2.xx **can** upgrade to this version.

Updating with the wrong firmware could severely damage and/or break your camera. Please make sure the firmware is correct.

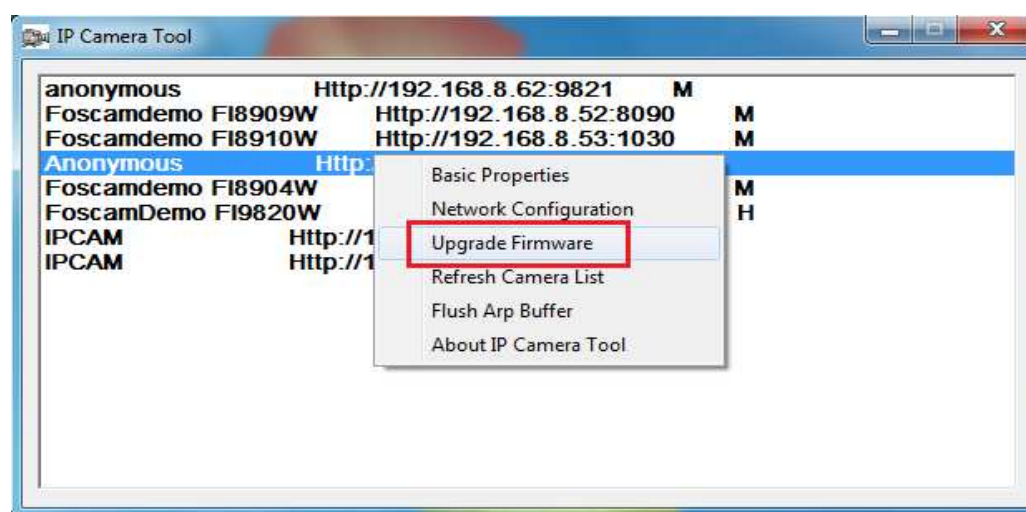
Plug in the Ethernet cable to upgrade firmware, not via wireless. Upgrade the system firmware firstly and web UI secondly. Keep power on during the upgrading. Updating with the wrong firmware may severely damage and/or break your camera. Please make sure the firmware is right and update at your own risk.

Download firmware from <http://www.foscam.com/help.aspx?TypeID=11>.

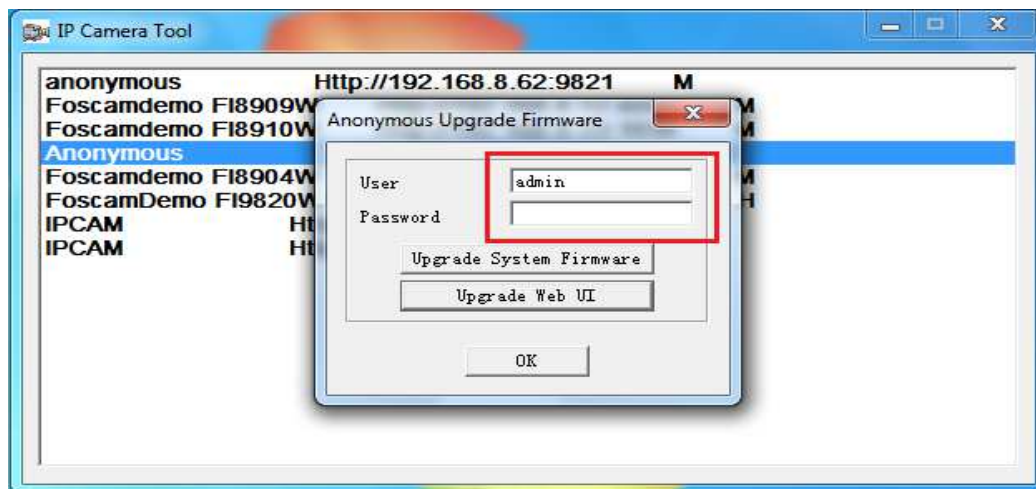
Need to register first.

### Method 1: Upgrade firmware on IP Camera Tool

**Step 1:** Highlight and right click the camera and then go to **Upgrade Firmware**.

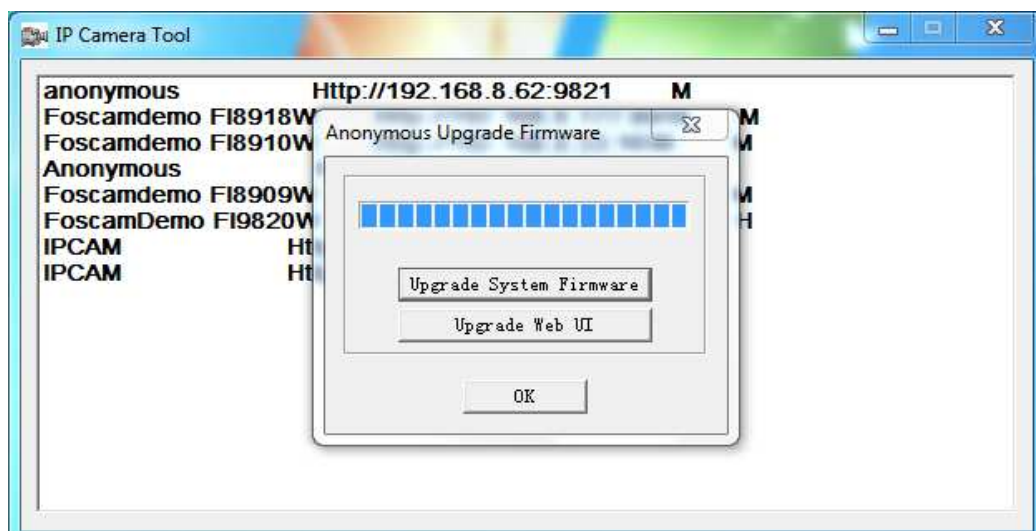
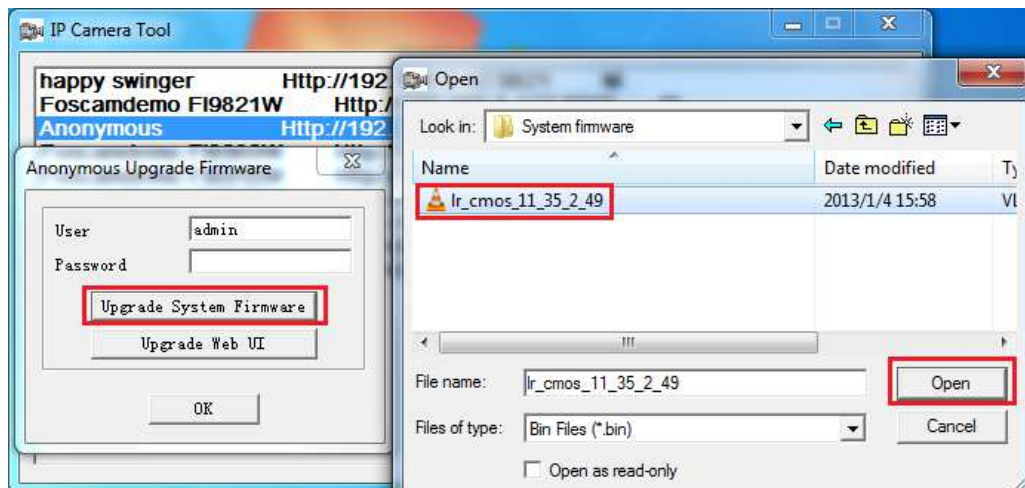


**Step 2:** Enter the user and password of camera. The default user is 'admin' and password is blank.



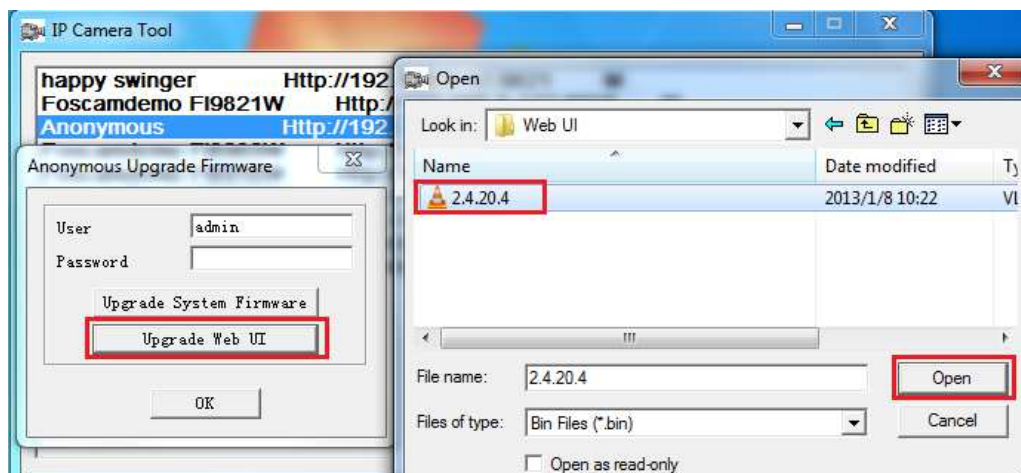
### Step 3: Update System Firmware.

Click **Upgrade System Firmware** → select system firmware → click **Open**.

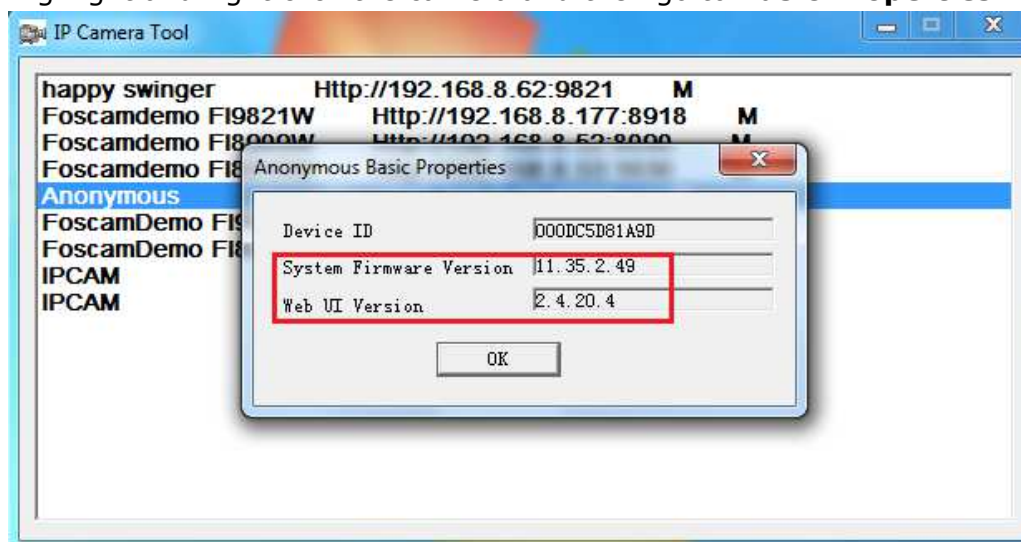


### Step 4: Upgrade Web UI.

Repeat step and 2. Click **Upgrade WEB UI** → select Web UI firmware → click **Open**.



**Step 5:** You can check new firmware on **Basic Properties**. Highlight and right click the camera and then go to **Basic Properties**.

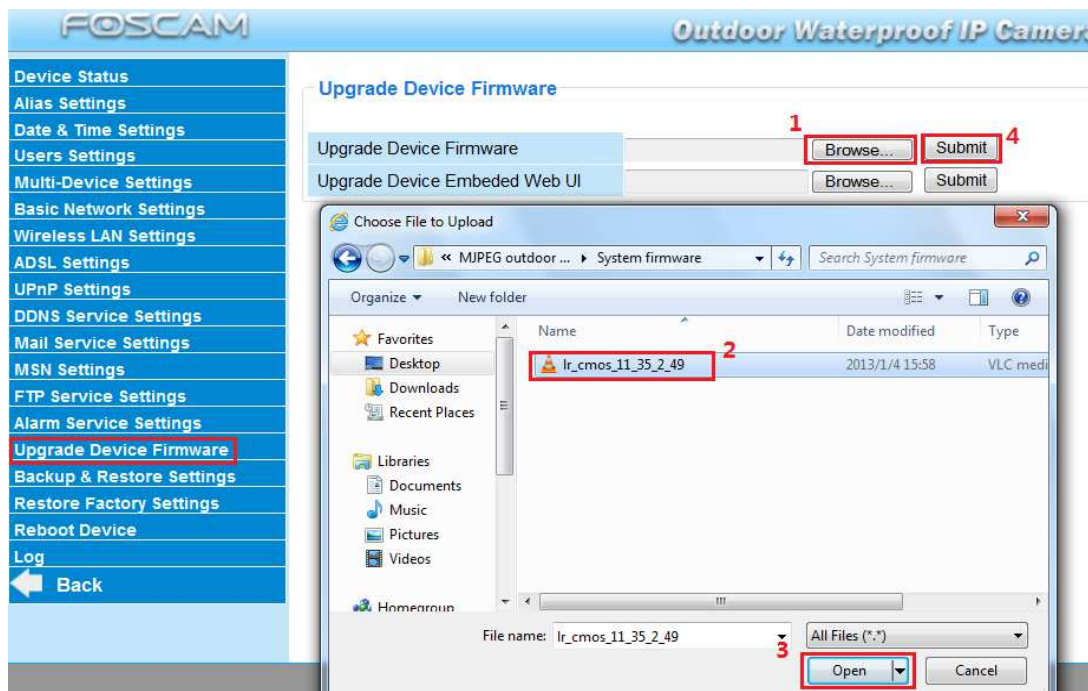


**Method 2:** Update firmware on **Upgrade Device Firmware**.

**Step 1:** Log into camera, click **For Administrator** → **Upgrade Device Firmware**.

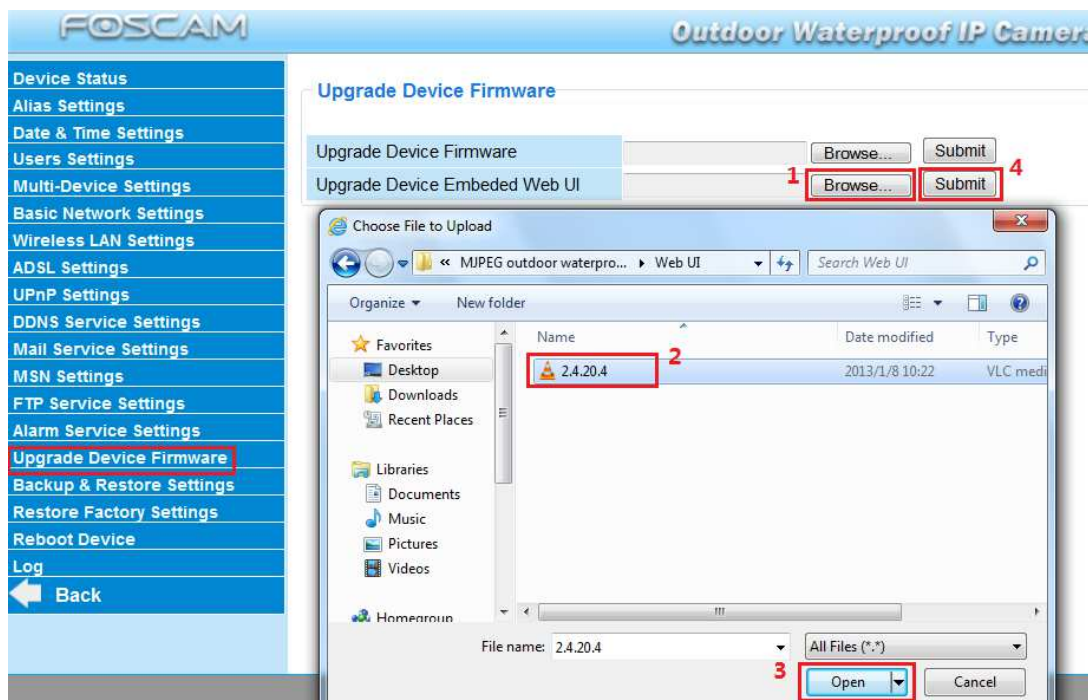
For Firefox, Google Chrome and Safari, click **Device Management** → **Upgrade Device Firmware**.

**Step 2:** Update System firmware. Click **Browse** → select system firmware → click **Open** → click **Submit**.



**Step 3:** Update Web UI firmware.

Click **Browse** → select Web UI firmware → click **Open** → click **Submit**.



**Step 4:** You can check new firmware on **Device Info** page.

FOSCAM

Outdoor Waterproof IP Camera

Device Status

Alias Settings

Date & Time Settings

Users Settings

Multi-Device Settings

Basic Network Settings

Wireless LAN Settings

ADSL Settings

UPnP Settings

DDNS Service Settings

Mail Service Settings

MSN Settings

Device Status

Device ID	000DC5D81A9D
Device Firmware Version	11.35.2.49
Device Embeded Web UI Version	2.4.20.4
Alias	Anonymous
Alarm Status	None
DDNS Status	No Action
UPnP Status	No Action
MSN Status	No Action